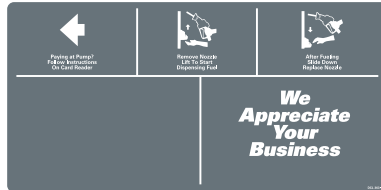


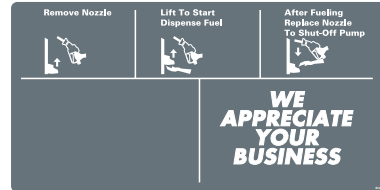
> OPERATING INSTRUCTION PANELS

PLEASE REVIEW THE VARIOUS OPTIONS BELOW AND ORDER THE PROPER APPLICATION REQUIRED.
IF YOU NEED ASSISTANCE, PLEASE CONTACT LSI.

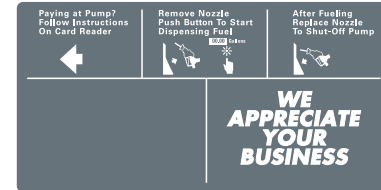
THESE ARE SIZED TO FIT DRESSER WAYNE DL MODEL DISPENSERS.



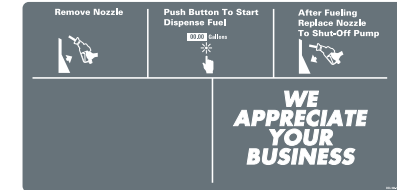
Operating Instruction Panel
Lift to Start - Pay at Pump
6.9375" x 13.8125"
369803
DCL 363A-1



Operating Instruction Panel
Lift to Start
6.9375" x 13.8125"
164515
DCL 363-1

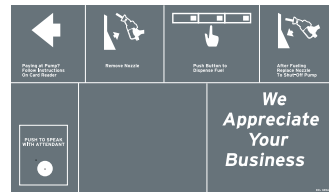


Operating Instruction Panel
Push to Start - Pay at Pump
6.9375" x 13.8125"
164523
DCL 364

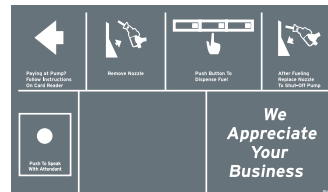


Operating Instruction Panel
Push to Start
6.9375" x 13.8125"
164531
DCL 364-1

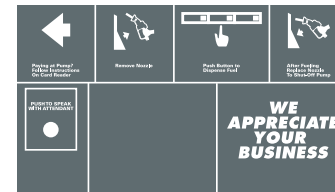
THESE ARE SIZED TO FIT DRESSER WAYNE VISTA MODEL DISPENSERS.



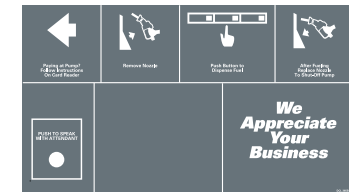
Custom Operating Instruction Panel
Push to Start w/Call Attendant Button.
1.063" from bottom to center of call button.
7.875" x 13.5625"
358064
DCL 365A-4
Custom lead-time 5 business days



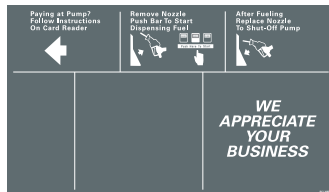
Operating Instruction Panel
Push to Start w/ Call Attendant Button
2.437" from bottom to center of call button.
7.875" x 13.5625"
345426
DCL 1139



Operating Instruction Panel
Push to Start w/Call Attendant Button.
2.721" from bottom to center of call button.
7.9375" x 13.875"
320231
DCL 365A-2



Operating Instruction Panel
Push to Start w/Call Attendant Button.
1.467" from bottom to center of call button.
7.9375" x 13.875"
369804
DCL 365B-3



Operating Instruction Panel
Push to Start
7.9375" x 13.875"
419385
DCL 365B-2

THINK > IMAGE

THINK > 